

What?

The **authentication certificate** for the wired network and wireless *UMiamiWireless* network will be updated on Thursday, August 10, 2023 at 10 p.m. at the Medical and Marine campuses, and on Friday, August 11, 2023 at 10 p.m. at the Coral Gables campus (including The Lennar Foundation Medical Center). If you are currently connected to the *UMiamiWireless* or wired network prior to the update, the next time your device re-authenticates, you may be prompted to accept a new certificate. The instructions below show what you can expect to see on your device.

After the certificate update, Apple TV devices (generation 3 and 4) may need a new profile applied in order to authenticate on the network. If you loaded your own user profile when your Apple TV was first deployed, please visit it.miami.edu/diy and follow the Apple TV instructions under the section Wired and Wireless.

Generation 5 (Apple TV 4K) may prompt you to accept a new certificate:
umiami-secure.miami.edu. Click “Trust” to proceed.

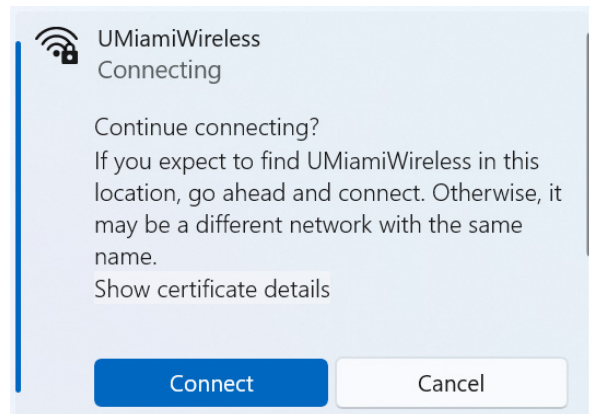
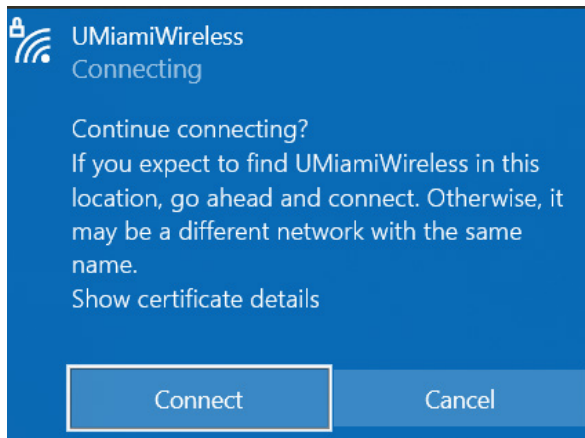
Why?

The server **authentication certificate** we use to securely **authenticate** client devices to the network is expiring soon. In order to continue to securely authenticate your credentials, we need to update the server certificate.

New Certificate

Windows 10 / Windows 11

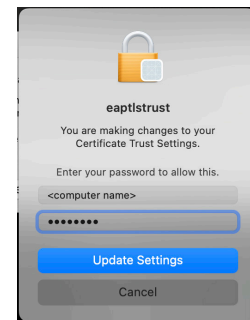
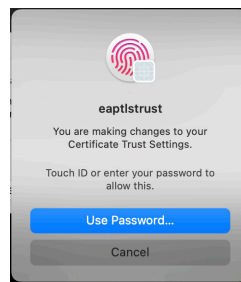
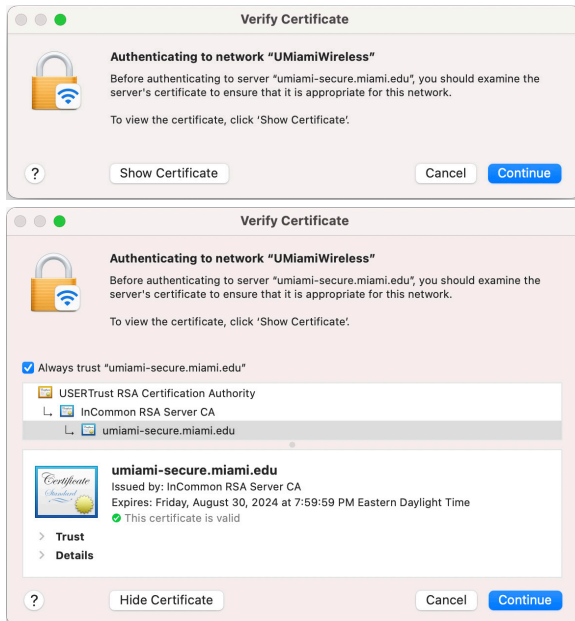
While on a Windows 10 or Windows 11 machine, you may be prompted to accept a new certificate. Please click “Connect.”



New Certificate (cont'd)

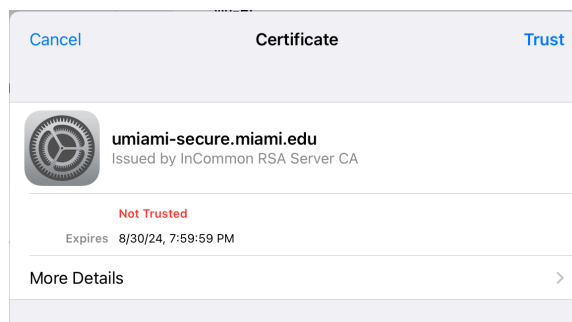
Mac OS X

While on a Mac computer using OS X, you may be prompted to accept a new certificate. Select “Continue,” and when prompted use your fingerprint or click on “User Password” and enter the computer log in credentials to accept the certificate.



iOS

While on an iOS device, you may be prompted to accept a new certificate. Please navigate to the Wireless section and click “Trust” to proceed.



Android, Chrome OS

While on an Android or Chrome OS device, you may NOT get prompted for accepting a new certificate -- you will just automatically connect.