

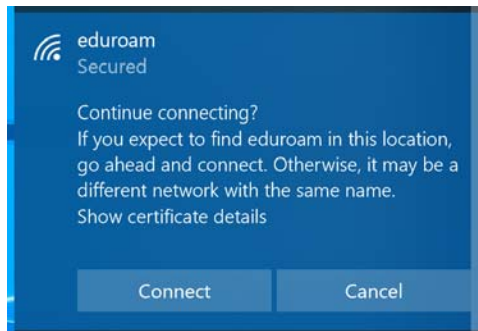
**What?**

The certificate for *eduroam* will be changing on October 9, 2020 at 6:00 pm EST. If you are currently roaming with an *eduroam* participant during this change, or connect after the change, you will get prompted for a new certificate. Instructions on what to expect are listed below. Alternatively, you can download the new setup installer ([instructions can be found here](#)).

**New Certificate**

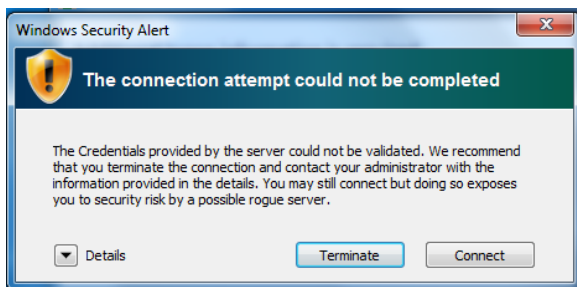
**Windows 10**

While on a Windows 10 machine, you may get prompted for accepting a new certificate. Please click “Connect:”



**Windows 7 or 8**

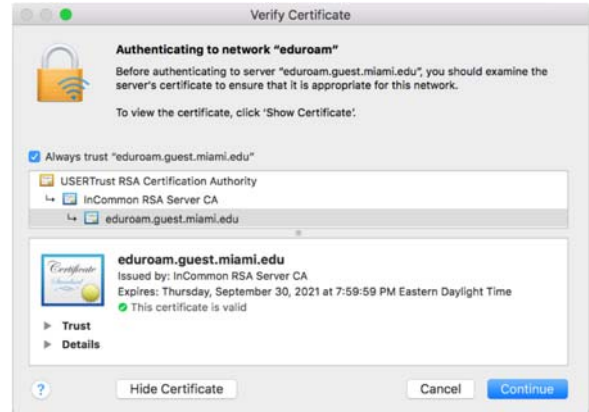
While on a Windows 7 or 8 machine, you may get prompted for accepting a new certificate. Please select “Connect.” Optionally you may click on “Details:”



## New Certificate (cont'd)


### Mac OS X

While on a Mac OS X machine, you may get prompted for accepting a new certificate. Please click “Continue.” Optionally, you have click “Show Certificate.” You may need to enter your computer password to accept:



### iOS

While on an iOS device, you may get prompted for accepting a new certificate. Click “Trust:”



### Android, Chrome OS

While on an Android or Chrome OS device, you may NOT get prompted for accepting a new certificate — you will just automatically connect.