

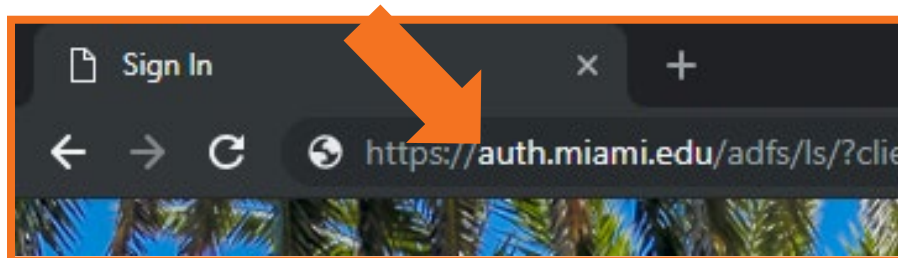


New Office 365 Login Experience

UM Single Sign-On (SSO)

What does the new login screen look like?

The new login screen, or UM Single Sign-On (SSO) screen, displays a photo of the University of Miami of the left and the username and password fields on the right. The URL in the address bar will also start with [https://auth.miami.edu/...](https://auth.miami.edu/) (Screengrabs below for reference.)



Does this affect all University of Miami login services?

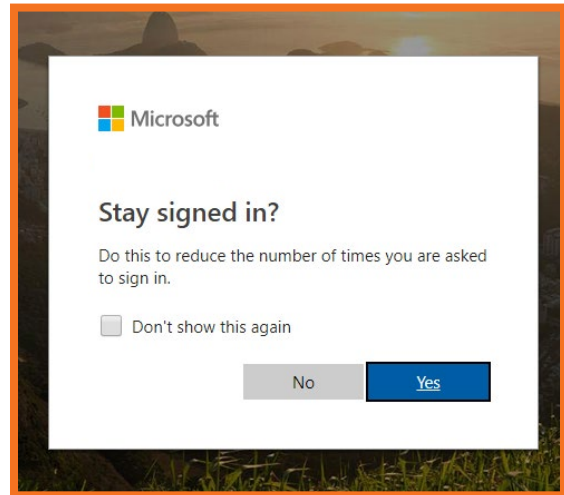
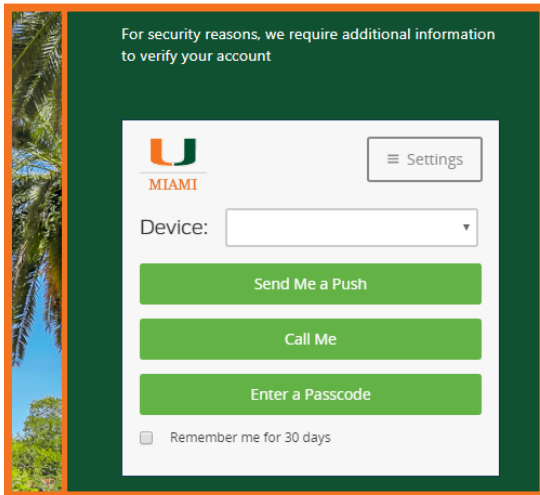
No, it only appears when signing in to Office 365 services, like UM email (email.miami.edu) or SharePoint. Services like Workday and CaneLink will not be affected.

Do I need to provide my University of Miami email address when signing in?

You can provide either your CaneID and password or your UM email address and password.

What happens after I provide my credentials and click "Sign in?"

If Duo Multi-Factor Authentication (MFA) is enabled for your account, you will go through the Duo MFA prompt and then the Microsoft sign-in page. All active UM faculty, staff, and students are enabled for Duo MFA. If Duo MFA is not enabled (i.e. alumni or vendor Office 365 accounts), you may be taken to the Microsoft sign-in page or directly to the service you are trying to access. (Screenshots below for reference.)



Will this affect the bookmarks in my Internet browser?

You will receive the new login screen if you are not already logged into an Office 365 service.